

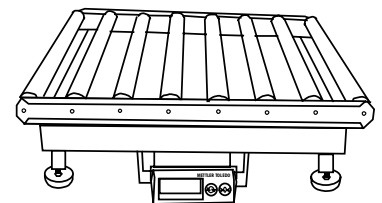
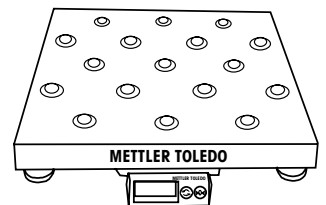
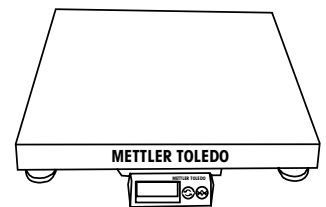
Parcel Shipping Scale

Model	PS90
Capacity	150 x 0.05 lb/60 X 0.02 kg 300 x 0.1 lb/150 x 0.05 kg
Dimensions, H x W x D (with flat top platter)	4.2 in. x 19.75 in. x 15.75 in. (107 mm x 500 mm x 400 mm)
Display	Can be Base Mounted or Wall Mounted
Display Type	Liquid Crystal (LCD) 0.5 in. high digits (12.7 mm) Display has 13 ft. cable (4 m)
Power Supply	120 VAC, 9 VDC wall adapter with 12 ft. cable (3.6 m)
Accuracy	NTEP COC # 00-010A1, 3000d single range Class III parcel scale
Shipping Weight	61 lb/28 kg (with flat top platter)
Platter Choices:	
Flat Top Platter	Stainless Steel — 15.75 in X 19.75 in (400 mm x 500 mm)
Ball Top Platter	Painted Steel/Stainless Balls — 15.75 in X 19.75 in (400 mm x 500 mm)
Roller Top Platter	Painted Steel/Galvanized Steel Rollers — 16 in x 22.6 in (405 mm x 575 mm)

Features	Benefits
GeoCal	■ Automated calibration for geographical differences
Stainless Steel Platter	■ Resists wear, lasts longer
Ball Top Platter	■ Convenient for heavier packages
Roller Top Platter	■ Fits in-line with conveyor systems
Welded steel base and sub-platter	■ Rugged design withstands heavy duty use
Computer interface	■ Easily connects through RS232 interface
RS-232 serial interface port	■ Transmits weight data to PCs and manifest systems
RS-232 interface cable	■ Direct connection to PC's for transmitting weight data
Automatic Zero Maintenance	■ Assures accurate weight measurements
Large digit LCD display	■ Easy to read, reduces errors
Simple display and keypad	■ Eliminates operator confusion

Contact your local METTLER TOLEDO authorized distributor or sales office for further information (or call 1-800-786-0038).

Larger, More Flexible, New Features



Produced in a Facility that is

